



Ruppert Mobile Application Installation & Upgrade Instructions For Android Smartphones

UPGRADING: Below are instructions for Upgrading the Ruppert Mobile App.

Click the link: <https://m.maint.ruppertcompanies.com/droidapps/apps.html>

- You will be presented with the screen below to install the application. Click on the Tree to install:



- You will be presented with the following security screen. Click on the "Settings" button.



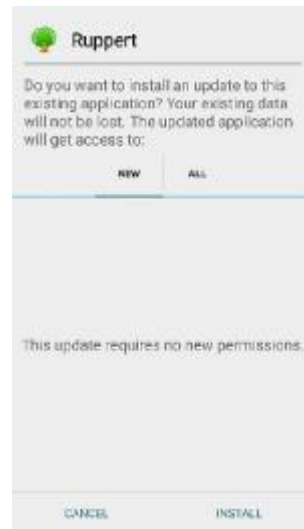
- Click on the "Unknown Sources" checkbox.



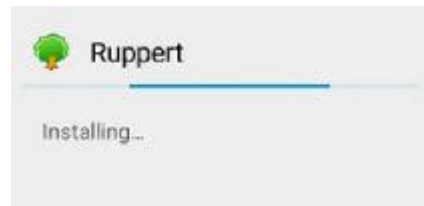
- Confirm that "Unknown Sources" is for this installation only and press the "OK" button.



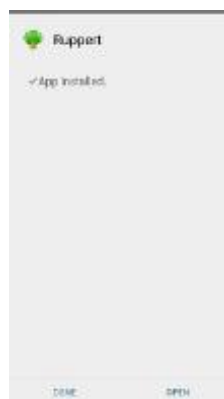
- Click the “Install” button to begin the upgrade.



- When the Upgrade completes, login as usual.




- You will see a confirmation screen that the application has been Installed. Click on the “Open” button to launch the Ruppert Mobile App.



INSTALLING: Below are instructions for Installing the Ruppert Mobile App.

- Click the link: <https://m.maint.ruppertcompanies.com/droidapps/apps.html>
- You will be presented with the screen below to install the application. Click on the Tree to install:



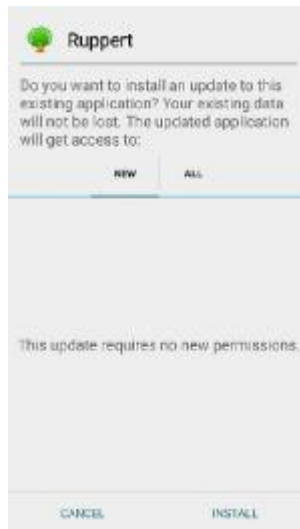
- You might encounter a warning that "This type of file can harm your device. Do you want to keep Ruppert.apk anyway?"
- Click "OK" and "Open" or "Install"
- You will be presented with the following security screen. Click on the "Settings" button.



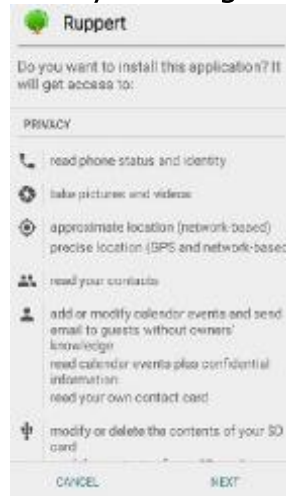
- Click on the "Unknown Sources" checkbox.



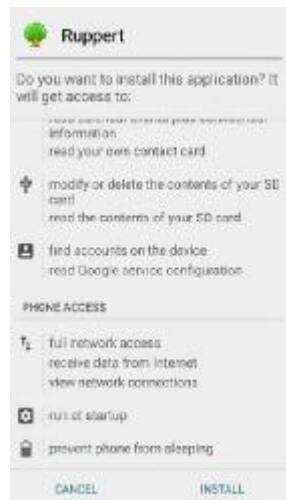
- Click the "Install" button to begin the upgrade.



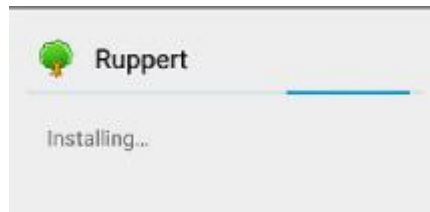
- Confirm the installation permissions by clicking “Next”



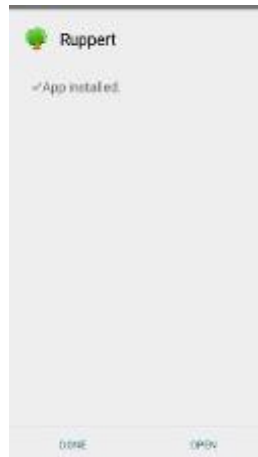
- Continue approving the permissions & installation by clicking “Install”



- You will see the “Installing” screen and the application will be installed.



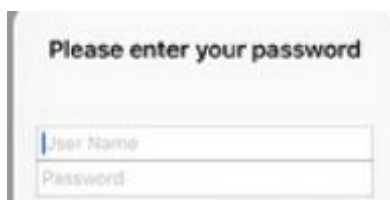
- You will see a confirmation screen that the application has been Installed. Click on the "Open" button to launch the Ruppert Mobile App.



- The Ruppert Mobile App will appear on your phone with other apps similar to what is depicted below.



- When you launch the Ruppert Mobile App for the first time, you will be presented with the following Ruppert Login screen. Login using your Windows network User ID and Password.





Please contact your BA or IT if you need any help installing or logging into the Mobile App.